



BKV

**EFFICIENT AND
TOUGH FOR
LARGE GATES.**


CAME 

[CAME.COM](https://www.came.com)





Designed, built and tested for intensive duty on large gates, weighing up to 2500 Kg and measuring up to 20 m.



BKV MAIN FEATURES

- **ADAPTIVE TORQUE TECHNOLOGY** for fluidity of movement and constant speed with obstruction detection system.
- **4 DIRECT SAFETY INPUTS**, also settable as dry contact inputs and resistive inputs (8k Ω), to connect resistive safety edges directly to the board.
- **SETUP ASSISTANT FUNCTION** to perform all the standard configurations in a quick 7-step guided procedure.
- **FULL GRAPHIC DISPLAY** allowing easy set up and maintenance. Together with step-by-step instructions in 7 languages, the standard CAME "F code" mode is available for quicker configuration of the system.
- **4 PIN FIXING PLATE** for a solid installation.
- **DC SYSTEM (36V) WITH ENCODER**, ensures perfect slow-down management and best performance.

PLUS VERSIONS DESIGNED FOR EXTREME CONDITIONS



This special version is designed specifically to guarantee efficiency and reliability in adverse weather conditions (such as low temperature, snow and ice that may interfere with the gate mechanical parts) and daily heavy duty (such as many open/close cycles per day with scheduled opening times)

**BKV PLUS is equipped with
MAGNETIC LIMIT SWITCHES
AND CLOCK MODULE.**



ADVANCED FEATURES

- ROLLING CODE AND TWIN RADIO DECODING up to 250 users.
- MEMORY ROLL MODULE to save and load the configuration data and transmitters.
- EQUIPPED WITH CAME KEY SLOT for advanced configurations and settings via smartphone or tablet.
- DESIGNED FOR CAME Connect TECHNOLOGY, for remote control and advanced management.
- SMOOTH START AND STOP as well as fluidity of the movement, assures long life and constant performances throughout time.
- EASY MANUAL RELEASE SYSTEM with key slot.
- OPENING DIRECTION SETTING available as a quick function on the display, without modifying the motor's wiring.
- MANOEUVRE COUNTER to visualize directly on the display the number of manoeuvres carried out by the automation, making system maintenance easier.

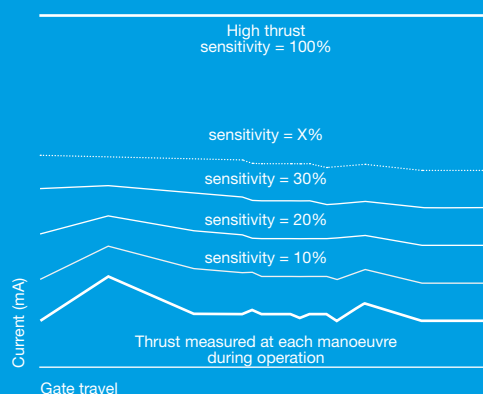


ADAPTIVE TORQUE TECHNOLOGY

BKV guarantees efficiency and low maintenance costs, thanks to the continuous torque adaptation.

The control board manages, instant by instant, the running speed, acceleration and deceleration ramps, as well as the absorbed current.

The adaptive torque system constantly evaluates weight and friction to detect obstacles and to keep the speed at the set level.



The continuous torque adaptation allows the motor to be always updated to possible friction variations and to perform regularly at any latitude, with any weather conditions.



NO MORE FAKE ISSUES

The ADAPTIVE TORQUE TECHNOLOGY guarantees higher safety in case of obstacles, as well as the right detection of fake issues (as dirt or little rocks on the rail) that may cause a blockage and require a technician's intervention.

No waste of time for the installer, great satisfaction for the customer.

A GATE OPERATOR THAT OFFERS SO MUCH MORE

The ZN8 electronics enable several extra functions, available as additional modules to be plugged directly on the control boards.

***CLOCK MODULE**

innovative function to manage up to 8 automatically programmed scheduled openings.

***MAGNETIC LIMIT SWITCHES**

for efficient start and stop in any weather condition.

RIO SYSTEM

wireless technology is CAME's solution for installing all the control and safety devices through radio connection, with no need for cables.

TRANSPONDER READER AND KEYBOARD

directly connected to the control board R800/R700 slot.

ENERGY SAVING MODULE

for low consumption during standby.

RSE MODULE

for paired mode, which allows easy installation and configuration of double-operator gates using "master & slave" system.

SAFETY BATTERY SYSTEM

to guarantee the correct functioning during blackouts.

* Included in Plus versions





CAME KEY

YOUR NEW WORKING TOOL



The next generation working tool has arrived. No longer are you required to spend time on your knees, in the pouring rain, configuring the control board of the automation system.

CAME KEY is a local Wi-Fi interface that can communicate directly with your control board, allowing you to manage configuration using a smartphone or tablet with no need of an Internet connection.

SETUP App
available on:



Plug CAME KEY into the control board and download the free CAME SET UP App. Connected to your smartphone or tablet, CAME KEY allows:

- Fast configuration of automation.
- Firmware updates.
- Management of transmitters.
- Local and cloud back-up of the configuration and much more!



CAME CONNECT EXPERIENCE NOW THE FUTURE TECHNOLOGY FOR YOUR BUSINESS

CAME  **CONNECT**
CLOUD CONNECTED TECHNOLOGY

CAME CONNECT is the cloud system that allows you to remotely manage the automation system via a mobile device or through a PC with an Internet connection.

Using a "Gateway" device that is locally installed onto the system, the automation will be connected to a CAME certified world wide network accessible through a dedicated user platform.

From intercom to thermoregulation and smart-home systems, from gate automation to barriers and parking systems, all devices will be connected one to each other and will be available on the same device to perform complete diagnostics and fault monitoring.

Thanks to CAME CONNECT, you will grow up your business, offering an efficient and permanent maintenance service, a telephone technical support, and a quick intervention in case of malfunction.

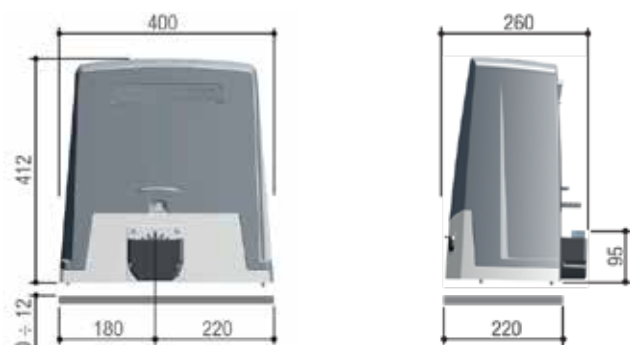
Connecting to the website and logging in as "Professional User", the installer can access many innovative feature:

- Visualize all customers' systems on a map with status indicators (proper functioning / malfunctions detected)
- Monitor the full list of devices connected for each customer with status indicators.
- Configure and control all devices.
- Manage scenarios and schedule operations.
- Check the log history and status.
- Manage scheduled maintenance of each device.

Logging in as "Private User", CAME CONNECT is also the perfect solution for the end user that needs to manage remotely all the systems of the house, such as acting on automations, watching the security system images, receiving alerts or forwarding assistance requests to the installer.



THE COMPLETE RANGE



OPERATIONAL LIMITS

MODELS CODE	801MS-0301	801MS-0311	801MS-0321
Max. length of leaf (m)	20	20	20
Max. weight of leaf (kg)	1500	2000	2500

TECHNICAL CHARACTERISTICS

MODELS CODE	801MS-0301	801MS-0311	801MS-0321
Protection rating (IP)	54	54	54
Power supply (V - 50/60 Hz)	230 AC	230 AC	230 AC
Power supply to motor (V)	36 DC	36 DC	36 DC
Absorption (A)	8	9	10
Manouvering speed (m/min)	12	12	12
Duty/cycle (%)	HEAVY-DUTY SERVICE	HEAVY-DUTY SERVICE	HEAVY-DUTY SERVICE
Power (W)	200	250	300
Thrust (N)	800	900	1000
Operating temperature (°C)	-20 ÷ +55	-20 ÷ +55	-20 ÷ +55

● 36 V DC

© CAME SPA - KADPQILE19 - 2019 - EN
CAME reserves the right to make any changes to this document at any time. Even partial reproduction is prohibited.

CE CAME.COM

CAME 

CAME S.p.A.
Via Martiri della Libertà, 15
31030 Dosson di Casier
Treviso - ITALY

We are a leading multinational supplier of integrated high-tech solutions for automating residential, public and urban settings, which generate intelligent spaces for the wellbeing of people.

- GATE AUTOMATION
- INTERCOM SYSTEMS
- BURGLAR ALARM SYSTEMS
- HOME AUTOMATION
- THERMOREGULATION
- BLINDS AND AWNING AUTOMATION
- GARAGE AND INDUSTRIAL DOORS
- AUTOMATIC DOORS
- TURNSTILES AND ACCESS CONTROL
- BOLLARDS AND PERIMETER SECURITY
- PARKING SYSTEMS AND ROAD BARRIERS

